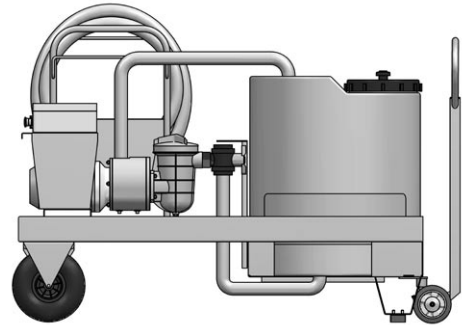


SEA-PUMP P1 BUIT Equipment on trolley with tank

MAIN FEATURES:

- BUIT self-priming liquid ring pump, with crusher.
- 220 l. tank.
- IP-55 electrical box.
- AISI304 trolley, very manageable and with automatic break.
- 3-way valve for suction of boat/emptying tank.



MODEL P1-BUIT1500-CA





WASTEWATER SUCTION

PUMP	BUIT-2/TR (Liquid ring self-priming, with crusher)
kW	1.5
RPM	2,900
MAX. ASPIRATION meters	8.5
NOMINAL FLOW	90 l/m.
MAX. ELEVATION meters	8
TANK	220 l.
HOSE	10 m. D.40

Hose end and accessories to connect to a boat tank.



NPT.1 1/2" MALE
NPT.1 1/4" MALE
NPT.1" MALE

ADDITIONAL OPTIONS		
	Secondary 220l. tank with connectable probe to electrical box One tank is used for wastewaters and the other one for bilge waters.	
	Bilge suction nozzle with filter Fitted to the ball valve to one end of the hose.	
	Towable version NOT authorized trolley, max. 10 kph.	
	Handle for towable version	

SEA-PUMP P1 BUIT electrical panels specifications

P1-BUIT 1 tank	Polycarbonate IP-55 box. Low voltage manoeuvre. Thermic and magnetic protection. Liquid presence probe to avoid the pump working on dry conditions. Automatic stop probe for full tank. Button to switch on when tank is full (Emptying tank). Emergency stop button.
---------------------------	---



P1-BUIT 2 tanks	Same as P1-BUIT 1 tank + base for tank probes connection.
----------------------------	---



SEA-PUMP P1 BUIT1500-CA dimensions

